Mouse IgG2b kappa Isotype Control (eBMG2b), PE, eBioscience™

Product Details	
Size	100 µg
Host/Isotype	Mouse / IgG2b, kappa
Class	Monoclonal
Type	Isotype Control
Clone	eBMG2b
Conjugate	PE
Excitation/Emission Max	565/576 nm
Form	Liquid
Concentration	0.2 mg/mL
Purification	Affinity chromatography
Storage buffer	PBS, pH 7.2
Contains	0.09% sodium azide
Storage conditions	4°C, store in dark, DO NOT FREEZE!
RRID	AB_763655

Applications	Tested Dilution	Publications
Flow Cytometry (Flow)	Assay-Dependent	0 Publication
Control (Ctrl)	Assay-Dependent	0 Publication

Product Specific Information

Description: The monoclonal mouse IgG2b, kappa is useful as an isotype control immunoglobulin.

Applications Reported: This mouse IgG2b isotype control has been reported for use in flow cytometric analysis.

Applications Tested: This Mouse IgG2b K Isotype Control has been tested by flow cytometric analysis of normal human peripheral blood cells and can be used at the same concentration as the experimental antibody.

Excitation: 488-561 nm; Emission: 578 nm; Laser: Blue Laser, Green Laser, Yellow-Green Laser.

Filtration: 0.2 µm post-manufacturing filtered.

Product Images For Mouse IgG2b kappa Isotype Control (eBMG2b), PE, eBioscience™

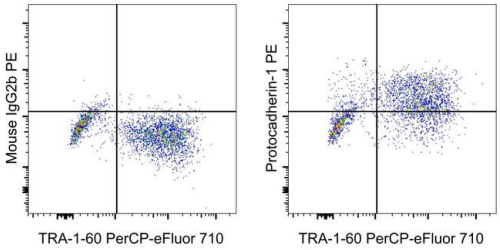

Mouse IgG2b kappa Isotype Control (12-4732-82) in Flow
Staining of a mixture of normal human iPSC and the murine C2C12 cell line with Anti-Human TRA-1-60 (Podocalyxin) PerCP-eFluor® 710 (Product # 46-8863-82) and Mouse IgG2b kappa Isotype Control, PE (Product # 12-4732-82) (left) or Anti-Human PCDH1 (Protocadherin 1) PE (right). Viable cells, as determined by Fixable Viability Dye eFluor® 450 (Product # 65-0863-14), were used for analysis.

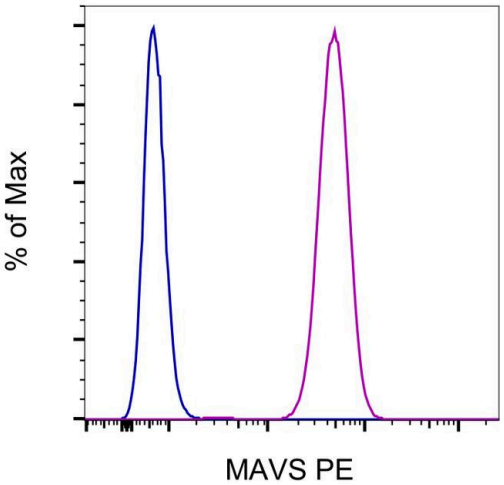

Mouse IgG2b kappa Isotype Control (12-4732-82) in Flow
HEL cells were stained intracellularly, using the Intracellular Fixation & Permeabilization Buffer Set (Product # 88-8824-00) and protocol, with Mouse IgG2b kappa Isotype Control, PE (Product # 12-4732-82) (blue histogram) or MAVS Monoclonal Antibody, PE (purple histogram). Total viable cells were used for analysis, as determined by Fixable Viability Dye eFluor 450 (Product # 65-0863-18).

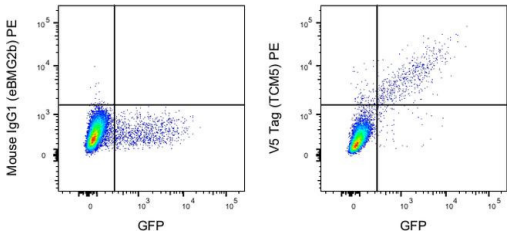

Mouse IgG2b kappa Isotype Control (12-4732-82) in Flow
293T cells transfected with a construct co-expressing a GFP reporter gene and a V5-tagged surface protein were stained with mouse IgG2b kappa Isotype Control, PE (Product # 12-4732-82) (left) or V5 tag Monoclonal Antibody, PE (Product # 12-6796-42) (right).Total viable cells were used for analysis.

View more figures on thermofisher.cn

38 References

Human CFTR deficient iPSC-macrophages reveal impaired functional and transcriptomic response upon Pseudomonas aeruginosa infection. Front Immunol (2024)

FOSL1 is a key regulator of a super-enhancer driving TCOF1 expression in triple-negative breast cancer. Epigenetics Chromatin (2024)

Obesity impairs cardiolipin-dependent mitophagy and therapeutic intercellular mitochondrial transfer ability of mesenchymal stem cells. Cell Death Dis (2023)

SARS-CoV-2 Delta (B.1.617.2) variant replicates and induces syncytia formation in human induced pluripotent stem cell-derived macrophages. PeerJ (2023)

The roles of BST-2 in murine B cell development and on virus propagation. Microbiol Immunol (2023)

For Research Use Only. Not for use in diagnostic procedures. Not for resale without express authorization. Products are warranted to operate or perform substantially in conformance with published Product specifications in effect at the time of sale, as set forth in the Production documentation, specifications and/or accompanying package inserts ("Documentation"). No claim of suitability for use in applications regulated by FDA is made. The warranty provided herein is valid only when used by properly trained individuals. Unless otherwise stated in the Documentation, this warranty is limited to one year from date of shipment when the Product is subjected to normal, proper and intended usage. This warranty does not extend to anyone other than the Buyer. Any model or sample furnished to Buyer is merely illustrative of the general type and quality of goods and does not represent that any Product will conform to such model or sample. NO OTHER WARRANTIES, EXPRESS OR IMPLED, ARE GRANTED INCLUDING WITHOUT LIMITATION, IMPLIED WARRANTIES OF MERCHANTABILITY, FITNESS FOR ANY PARTICULAR PURPOSE, OR NON INFRINGEMENT. BUYER'S EXCLUSIVE REMEDY FOR NON-CONFORMING PRODUCTS DURING THE WARRANTY PERIOD IS LIMITED TO REPAIR, REPLACEMENT OF OR REFUND FOR THE NON-CONFORMING PRODUCT(S) AT SELLER'S SOLE OPTION. THERE IS NO OBLIGATION TO REPAIR, REPLACE OR REFUND FOR PRODUCTS AS THE RESULT OF (I) ACCIDENT, DISASTER OR EVENT OF FORCE MAJEURE, (II) MISUSE, FAULT OR NEGLIGENCE OF OR BY BUYER, (III) USE OF THE PRODUCTS IN A MANNER FOR WHICH THEY WERE NOT DESIGNED, OR (IV) IMPROPER STORAGE AND HANDLING OF THE PRODUCTS. Unless otherwise expressly stated on the Product or in the documentation accompanying the Product, the Product is intended for research only and is not to be used for any other purpose, including without limitation, unauthorized commercial uses, in vitro diagnostic uses, ex vivo or in vivo therapeutic uses, or any type of consumption by or application to human or animals.